

Nano Linear Outdoor RGBW+ Light Engines

Specification Submittal

Nano Linear Outdoor RGBW+ Light Engines are designed and engineered to include double the white light engines per diode package, thereby providing a powerful level of white light while still offering the flexibility of RGBW light with over 4.2 billion color combinations. Optique's outdoor-rated light engines feature superior waterproofing by providing full silicone infill around the LEDs, avoiding air pockets and ensuring the best protection against the elements.

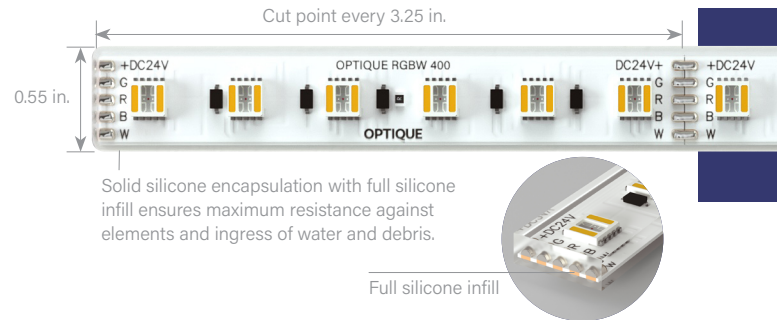


Project Name:

Project Location:

Fixture Type:

SKUs:



Features & Benefits

- Usable white light with the added benefits of RGBW to provide over 4.2B color options
- Unique high white light output and performance comparable to standard white light engines
- Superior encasement featuring full silicone infill around LEDs
- Superior color rendering
- High R9 and R13 values for superb rendering of warm tones
- 2-step MacAdam ellipse for unparalleled quality and consistency
- UL Listed and Title 24
- Perfect for many applications, including accent lighting, task lighting, cove lighting, under-cabinet lighting, exterior perimeter, and other outdoor applications

Technical Information

Power Consumption per Foot	5.0W (300+ lm/ft.), 7.7W (400+ lm/ft.), 10.2W (500+ lm/ft.)
Input Voltage	24V DC
Diodes per Foot	22
Tape Height	0.197 inches
Beam Angle	122°
Field Cuttable (UL 2108)	Every 3.25 in.
Dimmable	Yes (with color controller)

Diode Type	SMD5050
Color Temperature of White LEDs	3000K
Mounting	3M™ Self-Adhesive Tape (Non-porous)
Operating Temperature	-20° C to +50°C
Ambient Temperature	-30° C to +60°C
Environment	Wet location (IP68)
Certifications	UL 2108 Listed, RoHS, can be used to comply with Title 24 JA- 2019
Warranty	6 Year Limited

System Builder Choose one option for each step.

Prefix	Width	Location	Output	Voltage	CCT	Length	# of Leads	Lead Length 1	Lead Length 2
OP-02-	12MM	0		24V	RGBW				
			300 272 lm/ft (5.0W) 400 394 lm/ft (7.7W) 500 507 lm/ft (10.2W)			XXX Length in 1 in. increments Total lengths can not exceed the following: • Max run of 300 = 19 ft. • Max run of 400 = 12 ft. • Max run of 500 = 9 ft.	1LEAD One lead 2LEAD Two leads (one at each end) ~ The length will dictate the wire gauge	XXX 1-120 in. Optional	XXX 1-120 in. Optional

Nano Linear Outdoor RGBW+ Light Engines

Specification Submittal



Power Supplies and DMX Decoders

Include Power Supplies and DMX Decoders In Quote?

Yes, Include Power Supplies and DMX Decoders:

Optique Lighting will provide a universal power supply supporting 0-10, 1-10V, MLV, ELV dimming and voltage input from 100V-277V. Includes integrated junction box.

No Power Supplies or DMX Decoders Required:

No power supplies or DMX decoders will be included.

*Note: If nothing is selected, we will assume power supplies and DMX decoders should be included.



Output

Output (lm/ft)		300	400	500
Lumens (per ft)	All LEDs on	272	394	507
	White Only	140	208	279
Wattage* (per ft.)		5.0	7.7	10.2
Max Run Length** (ft.)		19	12	9

*Power consumption based on average wattage per foot.

**Maximum run length per power feed.



(844) 454-2910



solutions@optique-lighting.com



optique-lighting.com

Specifications subject to change without notice.

Nano Linear Outdoor RGBW+ Light Engines

Specification Submittal



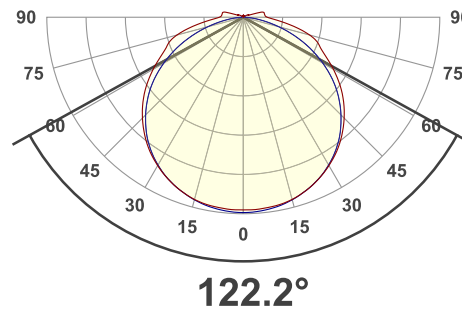
Photometry

1 ft., 400 lm/ft Nano Linear Outdoor RGBW Light Engine

LUMEN SUMMARY

Zone	Lumens	% Fixture
0° - 15°	22.6 lm	6.09%
0° - 30°	85.2 lm	22.96%
0° - 45°	172 lm	46.36%
0° - 60°	259 lm	69.81%
0° - 75°	323 lm	87.06%
0° - 90°	352 lm	94.88%

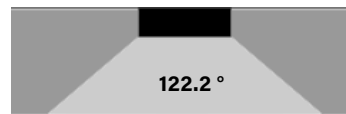
ANGULAR DISTRIBUTION 0 - 90°



FOOT CANDLES

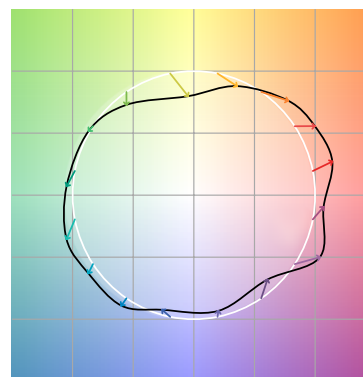
Distance	Foot Candles
1'	107 fcd
1.5'	48 fcd
2'	27 fcd
2.5'	17 fcd
3'	12 fcd
4'	7 fcd
5'	4 fcd
6'	3 fcd
9'	1 fcd
12'	1 fcd

BEAM ANGLE



COLOR VECTOR GRAPHIC

Hue Bin	R _f	Graphic shifts (%)	
		Chroma	Hue
1	67	17%	4%
2	70	14%	-9%
3	65	6%	-22%
4	69	-7%	-18%
5	64	-21%	-11%
6	84	-9%	6%
7	89	1%	5%
8	76	4%	13%
9	81	10%	14%
10	85	7%	4%
11	77	7%	0%
12	84	-4%	-8%
13	84	-5%	2%
14	74	-10%	13%
15	75	14%	16%
16	76	7%	12%



Reference Test