

OPTIQUE

Velino.0 Slat

5/8" - Slat Walls & Ceilings - Dark Optics



Velino.0 Slat

5/8" - Slat Walls & Ceilings - Dark Optics

Specification Submittal

A low-glare 5/8" linear luminaire designed for slat wall and ceiling with a 3/4" or wider gap where visual comfort and clean integration are priorities. Using advanced dark optics, Velino.0 Slat minimizes brightness while providing refined illumination that complements the slat architecture.




Project Name:

Project Location:

Fixture Type:

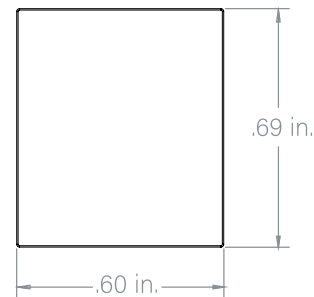
SKUs:



Features & Benefits

- Designed for slat walls or ceilings with 3/4" or wider gaps
- Dark Optics deliver clean, glare-free light even at high output
- Dark Optics hide the light source, providing a natural, unobtrusive ambience
- Slim 5/8" profile fits cleanly between wood slats
- Available in 4 ft. and 8 ft. lengths, or custom sizes up to 100 in. for continuous runs
- Available in anodized aluminum, matte black, gloss white, or special order RAL colors
- 24V DC operation; compatible with Triac, ELV, 0-10V, DMX, Casambi, and Silvair controls
- Factory-assembled up to 100 in. for faster installation and cost-efficient shipping
- Superior color rendering
- High R9 and R13 values
- Complete UL Listed Luminaire

Fixture Dimensions



Fixture Cross Section







Velino.0 Slat

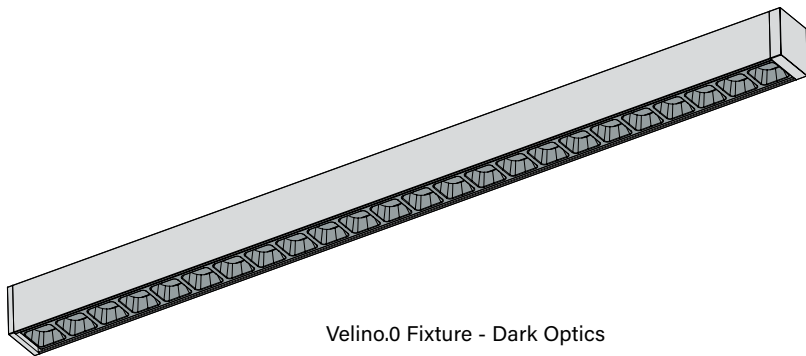
5/8" - Slat Walls & Ceilings - Dark Optics

Specification Submittal



i System Builder

Prefix	Location	Mount	Optics	Output	CCT	Finish	Length	Leads	Lead Length 1	Lead Length 2
OP-REC-V0	I	RS58	<p><i>Dark Optics</i></p> <p>DN Dark Optic Narrow - (~30° medium beam)</p> <p>DW Dark Optic Wide - (~60° wide beam)</p> <p><i>See next page for details</i></p>	<p><i>White Light</i></p> <p>L7 700± lm/ft (4W)</p> <p>L10 1000± lm/ft (6W)</p>	<p><i>White Light</i></p> <p>2700K</p> <p>3000K</p> <p>3500K</p> <p>4000K</p>	<p> ALU - Quick Ship Anodized Aluminum</p> <p> GLW - Quick Ship Powder Coated Gloss White</p> <p> ABL - Quick Ship Anodized Matte Black</p> <p> RALXXXX Specify Color</p>	<p>XXX Length in 1 in. increments</p> <p>- The fixtures come in segments up to 100 in.</p> <p>- Fixtures up to 100 in. will be assembled at the factory</p> <p>- If over 100 in., multiple segments of the profile will be supplied.</p>	<p>1LEAD One lead</p> <p></p> <p>2LEAD Two leads</p> <p></p> <p>- By default leads come out the end of the fixture. If the lead length is followed by the letter "T" it means the lead will come out the TOP of the fixture</p>	XXX 1-120 in.	XXX 1-120 in.



Velino.0 Fixture - Dark Optics

Fixtures are supplied with Optique's remote Universal power supply supporting 0-10, 1-10V, MLV, ELV dimming and voltage input from 100V-277V.

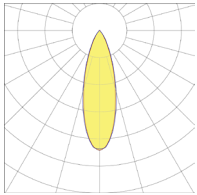
Velino.0 Slat

5/8" - Slat Walls & Ceilings - Dark Optics

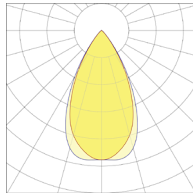
Specification Submittal

i Dark Optics Options

DN
Dark Optic "Narrow"- (30° medium beam)



DW
Dark Optic "Wide" - (60° wide beam)



☀ Output, DN & DW

Indoor, Dark Optic "Narrow"- (30° medium beam)

Output (lm/ft)	L7	L10	
Lumens (per ft.)	2700K	437.27	615.13
	3000K	471.27	671.00
	3500K	517.20	740.11
	4000K	536.80	754.01
Wattage (per ft.)	4.36	6.52	

Indoor, Dark Optic "Wide" - (60° wide beam)

Output (lm/ft)	L7	L10	
Lumens (per ft.)	2700K	474.80	667.93
	3000K	511.73	728.60
	3500K	561.60	803.64
	4000K	582.88	818.73
Wattage (per ft.)	4.36	6.52	

Velino.0 Slat

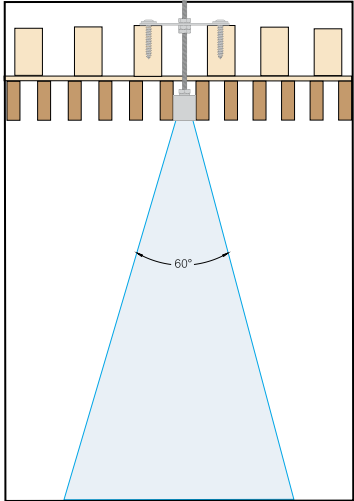
5/8" - Slat Walls & Ceilings - Dark Optics

Specification Submittal

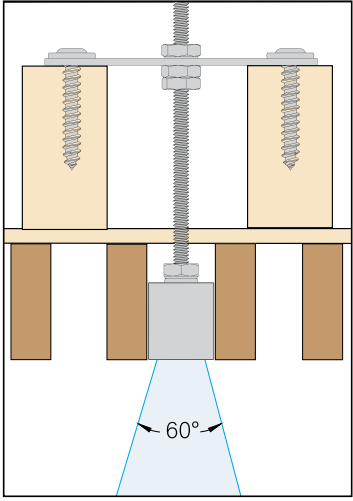
Photometry

LIGHT DISTRIBUTION

Velino.0 5/8" Slat Ceilings - Dark Optics

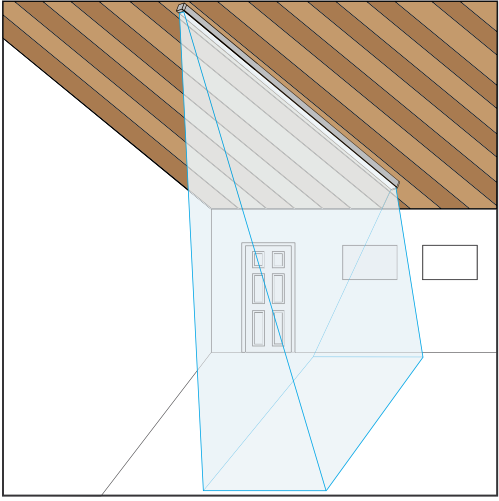


Side view



LIGHT DISTRIBUTION

Velino.0 5/8" Slat Ceilings - Dark Optics



Light spread representation

Velino.0 Slat

5/8" - Slat Walls & Ceilings - Dark Optics

Specification Submittal

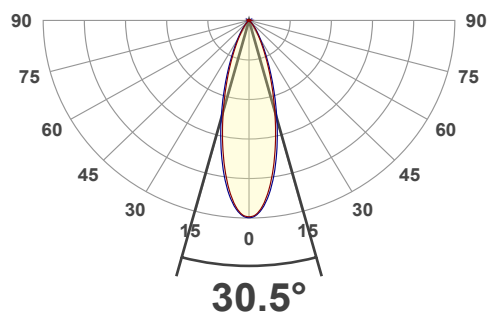
◆ Photometry

DN = Dark Optic "Narrow"- (30° medium beam), L10 - 3500K

LUMEN SUMMARY

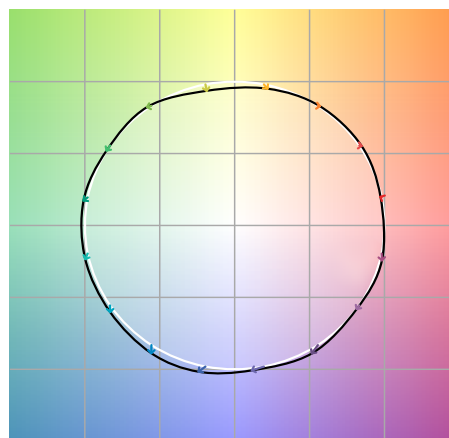
Zone	Lumens	% Fixture
75° - 90°	0.321 lm	0.04%
60° - 75°	1.91 lm	0.27%
45° - 60°	12.4 lm	1.73%
30° - 45°	95.2 lm	13.26%
15° - 30°	305 lm	42.48%
0° - 15°	299 lm	41.64%

ANGULAR DISTRIBUTION



COLOR VECTOR GRAPHIC

Hue Bin	R _f	Graphic shifts (%)	
		Chroma	Hue
1	95	-1%	1%
2	96	1%	-1%
3	94	1%	-1%
4	94	-2%	-3%
5	93	-5%	0%
6	95	1%	3%
7	93	0%	4%
8	93	2%	3%
9	94	2%	3%
10	93	3%	4%
11	92	5%	3%
12	88	4%	-4%
13	89	1%	-8%
14	90	3%	-7%
15	90	0%	-3%
16	90	1%	-5%



Reference Test

Velino.0 Slat

5/8" - Slat Walls & Ceilings - Dark Optics

Specification Submittal

✦ Photometry

DN = Dark Optic "Narrow"- (30° medium beam), L10 - 3500K

UGR

Light Planning – UGR table

Uncorrected, comprehensive UGR table according to 117-1995

Reflectances						
	ρ Ceiling	70	70	50	50	30
	ρ Walls	50	30	50	30	30
	ρ Floor	20	20	20	20	20
Room size		Viewed Crosswise				
H = mounting height above eye level		(Viewing direction orthogonal to lamp length axis)				
X	Y					
2H	2H	9.5	10.0	9.6	10.2	10.4
	3H	9.2	9.8	9.5	10.0	10.2
	4H	9.1	9.7	9.5	10.0	10.2
	6H	9.1	9.6	9.4	9.9	10.3
	8H	9.0	9.5	9.3	9.9	10.3
	12H	9.0	9.5	9.3	9.8	10.2
4H	2H	9.1	9.7	9.5	10.0	10.2
	3H	9.0	9.5	9.3	9.8	10.3
	4H	8.8	9.3	9.3	9.7	10.2
	6H	8.8	9.3	9.3	9.6	10.0
	8H	8.7	9.2	9.2	9.5	9.9
	12H	8.6	9.0	9.1	9.4	9.9
8H	4H	8.7	9.2	9.2	9.5	9.9
	6H	8.6	8.9	9.1	9.4	9.9
	8H	8.6	8.9	9.1	9.4	10.0
	12H	8.6	8.8	9.2	9.3	9.9
12H	4H	8.6	9.0	9.1	9.4	9.9
	6H	8.6	8.9	9.1	9.4	10.0
	8H	8.6	8.8	9.2	9.3	9.9
Variations with the observer position for the luminaire spacings, S:						
S = 1.0H		4.7 / -10.8				
S = 1.5H		7.2 / -14.4				
S = 2.0H		9.1 / -18.9				

Velino.0 Slat

5/8" - Slat Walls & Ceilings - Dark Optics

Specification Submittal

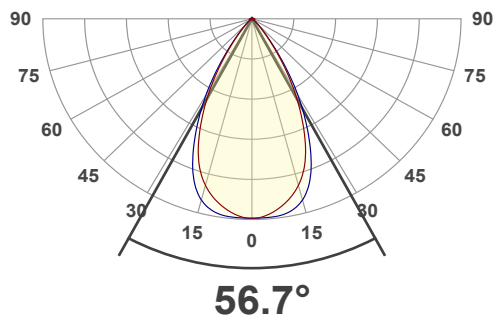
◆ Photometry

DW = Dark Optic "Wide" - (60° wide beam), L10 - 3500K

LUMEN SUMMARY

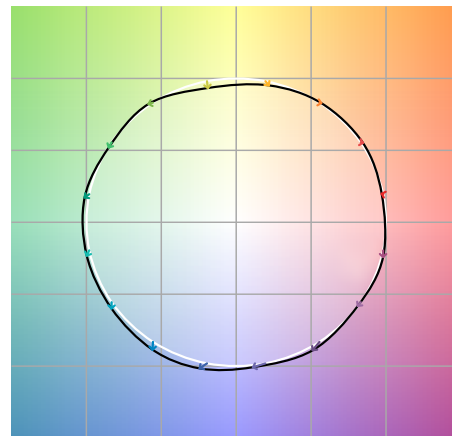
Zone	Lumens	% Fixture
75° - 90°	0.265 lm	0.03%
60° - 75°	1.40 lm	0.18%
45° - 60°	20.8 lm	2.63%
30° - 45°	178 lm	22.53%
15° - 30°	395 lm	50.00%
0° - 15°	190 lm	24.05%

ANGULAR DISTRIBUTION



COLOR VECTOR GRAPHIC

Hue Bin	R_f	Graphic shifts (%)	
		Chroma	Hue
1	95	-1%	0%
2	96	1%	-1%
3	94	0%	-1%
4	94	-2%	-3%
5	93	-5%	0%
6	95	1%	3%
7	93	0%	4%
8	94	3%	3%
9	94	2%	3%
10	94	2%	4%
11	92	5%	3%
12	88	4%	-4%
13	89	1%	-9%
14	90	2%	-7%
15	90	0%	-3%
16	90	1%	-5%



□ Reference ■ Test

Velino.0 Slat

5/8" - Slat Walls & Ceilings - Dark Optics

Specification Submittal

◆ Photometry

DW = Dark Optic "Wide" - (60° wide beam), L10 - 3500K

UGR

Light Planning – UGR table

Uncorrected, comprehensive UGR table according to 117-1995

Reflectances						
	ρ Ceiling	70	70	50	50	30
	ρ Walls	50	30	50	30	30
	ρ Floor	20	20	20	20	20
Room size		Viewed Crosswise				
H = mounting height above eye level		(Viewing direction orthogonal to lamp length axis)				
X	Y					
2H	2H	13.6	14.2	13.7	14.5	14.7
	3H	13.3	14.1	13.7	14.3	14.5
	4H	13.2	14.0	13.6	14.2	14.4
	6H	13.2	13.8	13.5	14.1	14.5
	8H	13.2	13.8	13.5	14.1	14.5
	12H	13.1	13.7	13.5	14.0	14.5
4H	2H	13.2	14.0	13.6	14.2	14.4
	3H	13.1	13.7	13.5	14.0	14.5
	4H	13.0	13.5	13.4	13.9	14.5
	6H	12.9	13.5	13.4	13.8	14.1
	8H	12.8	13.3	13.4	13.7	14.1
	12H	12.8	13.2	13.3	13.6	14.1
8H	4H	12.8	13.3	13.4	13.7	14.1
	6H	12.8	13.1	13.3	13.6	14.1
	8H	12.8	13.0	13.3	13.6	14.2
	12H	12.7	12.9	13.3	13.4	14.1
12H	4H	12.8	13.2	13.3	13.6	14.1
	6H	12.8	13.0	13.3	13.6	14.2
	8H	12.7	12.9	13.3	13.4	14.1
Variations with the observer position for the luminaire spacings, S:						
S = 1.0H		4.9 / -13.0				
S = 1.5H		7.5 / -21.5				
S = 2.0H		9.5 / -24.6				