

OPTIQUE

Velino.0 Slat

5/8" - Slat Walls & Ceilings with Wire Raceway - Linear Optics



Velino.0 Slat

5/8" - Slat Walls & Ceilings with Wire Raceway - Linear Optics

Specification Submittal

A specialized 5/8" linear luminaire designed for slat wall and ceiling with a 3/4" or wider gap, featuring an integrated wire raceway for clean, concealed cable routing. Velino.0 Slat with Wire Raceway maintains a refined architectural appearance while delivering uniform, comfortable illumination.




Project Name:

Project Location:

Fixture Type:

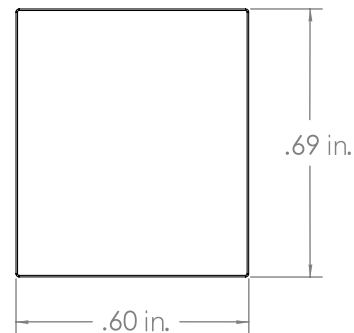
SKUs:



⚙️ Features & Benefits

- Designed for slat walls or ceilings with 3/4" or wider gaps with concealed wiring capability
- Integrated wire raceway ensures streamlined cable management behind or between slats
- Slim 5/8" profile fits cleanly between wood slats
- Linear optic and diffuser options for precise, comfortable illumination, and glare control
- Available in 4 ft. and 8 ft. lengths, or custom sizes up to 100 in. for continuous runs
- Compatible with static white, RGBW+, and tunable white light engines
- Available in anodized aluminum, matte black, gloss white, or special order RAL colors
- 24V DC operation; compatible with Triac, ELV, 0-10V, DMX, Casambi, and Silvar controls
- Factory-assembled up to 100 in. for faster installation and cost-efficient shipping
- Superior color rendering
- High R9 and R13 values
- Complete UL Listed Luminaire

📏 Fixture Dimensions



Fixture Cross Section







Velino.0 Slat Linear Optics

5/8" - Slat Walls & Ceilings with Wire Raceway - Linear Optics

Specification Submittal



Luminaire System Builder

Prefix	Location	Mount	Optics	Output	CCT	Finish	Length	Leads	Lead Length 1	Lead Length 2
OP-REC-V0	I	RS58								
			<p><i>Linear Lighting</i></p> <p>LDD † Polycarbonate Diffuser (Surround) - Flush</p> <p>LDF Polycarbonate Diffuser (Lambertian) - Flush</p> <p>LDR * Polycarbonate Diffuser (Lambertian) - Recessed</p> <p>LMF Linear Optic Medium - (~40° + 85° wide beam) - Flush</p> <p>LMR * Linear Optic Medium - (~40° + 85° wide beam) - Recessed</p> <p>LAF Linear Optic Asymmetric - (Asymmetric beam for wall-wash and shelf lighting) - Flush</p>	<p><i>White Light</i></p> <p>L1 100± lm/ft (1.0W)</p> <p>L2 200± lm/ft (2.0W)</p> <p>L3 300± lm/ft (3.1W)</p> <p>L4 400± lm/ft (4.3W)</p> <p>L6 600± lm/ft (6.6W)</p> <p>L8 800± lm/ft (7.6W)</p> <p>L10 1000± lm/ft (9.6W)</p> <p>L12 1250± lm/ft (12.0W)</p> <p>L15 1500± lm/ft (15.2W)</p> <p><i>RGBW+</i></p> <p>RGBW3 300± lm/ft (5.0W)</p> <p>RGBW4 400± lm/ft (7.7W)</p> <p>RGBW5 500+ lm/ft (10.2W)</p> <p><i>Tunable</i></p> <p>L2 200+ lm/ft (3.4W)</p> <p>L5 500+ lm/ft (6.0W)</p> <p><i>COB</i></p> <p>RGBW 250+ lm/ft (4.9W)</p> <p>RGBTW 350+ lm/ft (5.5W)</p>	<p><i>White Light</i></p> <p>2200K</p> <p>2400K</p> <p>2700K</p> <p>3000K</p> <p>3500K</p> <p>4000K</p> <p>5000K</p> <p><i>RGBW+</i></p> <p>3000K</p> <p><i>Tunable</i></p> <p>30-18K</p> <p>40-18K</p> <p><i>RGBW</i></p> <p>3000K</p> <p><i>RGBTW</i></p> <p>27-65K</p>	<p></p> <p>ALU - Quick Ship Anodized Aluminum</p> <p></p> <p>GLW - Quick Ship Powder Coated Gloss White</p> <p></p> <p>ABL - Quick Ship Anodized Matte Black</p> <p></p> <p>RALXXXX Specify Color</p>	<p>XXX Length in 1 in. increments</p> <p>- The fixtures come in segments up to 100 in.</p> <p>- If over 100 in., multiple segments of the profile will be supplied, including the required joiners for field assembly.</p>	<p>1LEAD One lead</p> <p></p> <p>2LEAD Two leads</p> <p></p> <p>- By default leads come out the Top of the fixture.</p>	<p>XXX 1-120 in.</p>	<p>XXX 1-120 in.</p>

† Surround Optics:
Flush optical element with extended side walls that sit deeper within the luminaire aperture, providing additional visual shielding while maintaining a flush appearance.

* Recessed Optics: optical element positioned deeper within the luminaire aperture using a deeper profile, providing passive glare control through geometric shielding compared to flush optics.

Fixtures are supplied with Optique's remote Universal power supply supporting 0-10, 1-10V, MLV, ELV dimming and voltage input from 100V-277V.

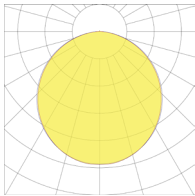
Velino.0 Slat Linear Optics

5/8" - Slat Walls & Ceilings with Wire Raceway - Linear Optics

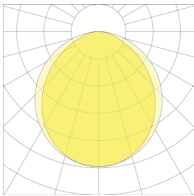
Specification Submittal

i Linear Optics Options

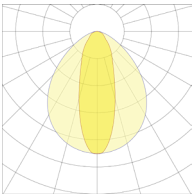
LDD
Polycarbonate Diffuser (Surround) - Flush



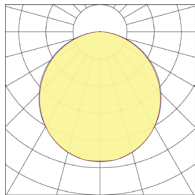
LDR
Polycarbonate Diffuser (Lambertian) - Recessed



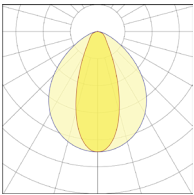
LMR
Linear Optic Medium - (~40° + 85° wide beam) - Recessed



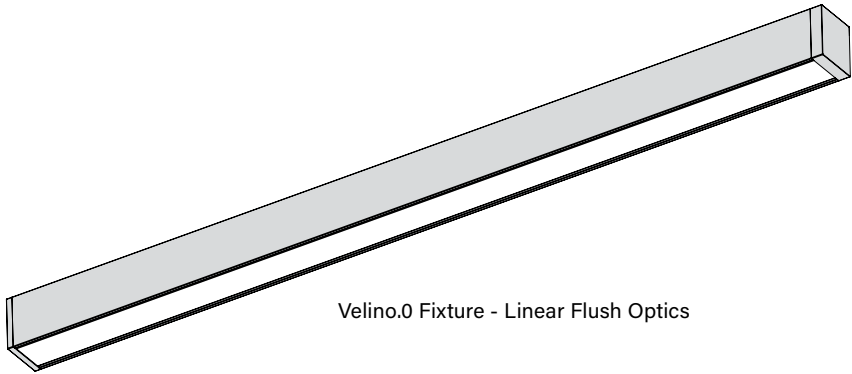
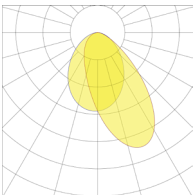
LDF
Polycarbonate Diffuser (Lambertian) - Flush



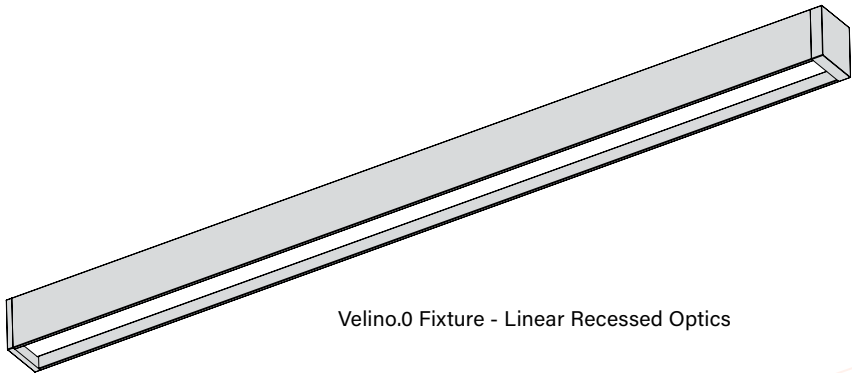
LMF
Linear Optic Medium - (~40° + 85° wide beam) - Flush



LAF
Linear Optic Asymmetric beam for wall-wash - Flush



Velino.0 Fixture - Linear Flush Optics



Velino.0 Fixture - Linear Recessed Optics

Velino.0 Slat Linear Optics

5/8" - Slat Walls & Ceilings with Wire Raceway - Linear Optics

Specification Submittal



LDF - Downlight Output

LDF = Polycarbonate Diffuser (Lambertian) - Flush

White Light

L-Level		L1	L2	L3	L4	L6	L8	L10	L12	L15
Lumens (per ft.)	2200K	63.05	133.04	191.04	283.23	445.07	523.93	643.04	793.43	949.08
	2400K	64.26	134.31	208.13	284.37	422.59	522.85	640.28	811.06	976.67
	2700K	70.66	160.49	248.24	333.23	502.40	611.01	742.16	803.19	1122.08
	3000K	73.82	154.03	240.63	330.94	483.09	633.55	796.06	977.74	1300.14
	3500K	78.33	160.89	251.67	351.73	518.21	613.29	710.13	931.52	1119.46
	4000K	80.41	167.02	253.89	350.05	525.82	647.41	821.36	1005.67	1235.00
	5000K	80.48	169.37	254.36	354.15	526.69	662.48	803.19	1008.30	1230.56
Wattage (per ft.)		1.0	2.0	3.1	4.3	6.6	7.6	9.6	12	15.2

RGBW+

Output (lm/ft)		RGBW3	RGBW4	RGBW5
Lumens (per ft.)	3000K	186.34	265.74	336.00
Wattage (per ft.)		5.0	7.7	10.2

Tunable

Output (lm/ft)		L2	L5
Lumens (per ft.)	40-18K & 30-18K	195.45	338.70
Wattage (per ft.)		3.4	6.0

Velino.0 Slat Linear Optics

5/8" - Slat Walls & Ceilings with Wire Raceway - Linear Optics

Specification Submittal



LDR - Downlight Output

LDR = Polycarbonate Diffuser (Lambertian) - Recessed

White Light

L-Level		L1	L2	L3	L4	L6	L8	L10	L12	L15
Lumens (per ft.)	2200K	52.28	110.31	158.40	234.84	369.03	434.42	533.17	657.88	786.93
	2400K	53.28	111.37	172.57	235.79	350.39	433.52	530.89	672.49	809.80
	2700K	58.58	133.07	205.83	276.30	416.56	506.62	615.36	665.97	930.38
	3000K	61.21	127.71	199.52	274.40	400.55	525.31	660.05	810.70	1078.01
	3500K	64.95	133.41	208.67	291.64	429.67	508.51	588.80	772.37	928.20
	4000K	66.67	138.48	210.51	290.24	435.98	536.80	681.03	833.85	1024.00
	5000K	66.73	140.44	210.90	293.65	436.71	549.30	665.97	836.03	1020.32
Wattage (per ft.)		1.0	2.0	3.1	4.3	6.6	7.6	9.6	12	15.2

RGBW+

Output (lm/ft)		RGBW3	RGBW4	RGBW5
Lumens (per ft.)	3000K	155.61	221.94	280.60
Wattage (per ft.)		5.0	7.7	10.2

Tunable

Output (lm/ft)		L2	L5
Lumens (per ft.)	40-18K & 30-18K	162.44	281.6
Wattage (per ft.)		3.4	6.0

Velino.0 Slat Linear Optics

5/8" - Slat Walls & Ceilings with Wire Raceway - Linear Optics

Specification Submittal

LMF - Downlight Output

LMF = Linear Optic Medium - (40 degree + 85 degree wide beam) - Flush

White Light

L-Level		L1	L2	L3	L4	L6	L8	L10	L12	L15
Lumens (per ft.)	2200K	86.05	181.56	260.73	386.54	607.41	715.05	877.60	1082.85	1295.27
	2400K	87.70	183.31	284.05	388.10	576.74	713.58	873.83	1106.92	1332.93
	2700K	96.43	219.03	338.79	454.78	685.66	833.88	1012.87	1096.17	1531.39
	3000K	100.75	210.22	328.41	451.66	659.30	864.65	1086.44	1334.40	1774.39
	3500K	106.90	219.58	343.47	480.03	707.24	837.01	969.16	1271.30	1527.81
	4000K	109.75	227.94	346.50	477.74	717.62	883.57	1120.97	1372.51	1685.49
	5000K	109.84	231.15	347.15	483.34	718.81	904.14	1096.17	1376.09	1679.43
Wattage (per ft.)		1.0	2.0	3.1	4.3	6.6	7.6	9.6	12	15.2

RGBW

Output (lm/ft)		RGBW
Lumens (per ft.)	3000K	205.2
Wattage (per ft.)		4.9

RGBTW

Output (lm/ft)		RGBTW
Lumens (per ft.)	27-65K	299.3
Wattage (per ft.)		5.5

Tunable White

Output (lm/ft)		L2	L5
Lumens (per ft.)	40-18K & 30-18K	260.46	451.50
Wattage (per ft.)		3.4	6.0

Velino.0 Slat Linear Optics

5/8" - Slat Walls & Ceilings with Wire Raceway - Linear Optics

Specification Submittal



LMR - Downlight Output

LMR = Linear Optic Medium - (40 degree + 85 degree wide beam) - Recessed

White Light

L-Level		L1	L2	L3	L4	L6	L8	L10	L12	L15
Lumens (per ft.)	2200K	69.59	146.84	210.86	312.61	491.24	578.28	709.74	875.74	1047.53
	2400K	70.93	148.25	229.72	313.87	466.43	577.09	706.70	895.20	1077.99
	2700K	77.99	177.14	273.99	367.80	554.52	674.39	819.15	886.51	1238.49
	3000K	81.48	170.01	265.60	365.27	533.20	699.27	878.64	1079.17	1435.01
	3500K	86.45	177.58	277.78	388.22	571.97	676.92	783.79	1028.15	1235.59
	4000K	88.76	184.34	280.23	386.36	580.36	714.57	906.57	1110.00	1363.12
	5000K	88.83	186.94	280.75	390.89	581.33	731.21	886.51	1112.89	1358.22
Wattage (per ft.)		1.0	2.0	3.1	4.3	6.6	7.6	9.6	12	15.2

RGBW

Output (lm/ft)		RGBW
Lumens (per ft.)	3000K	158.7
Wattage (per ft.)		4.9

RGBTW

Output (lm/ft)		RGBTW
Lumens (per ft.)	27-65K	237.6
Wattage (per ft.)		5.5

RGBW+

Output (lm/ft)		RGBW3	RGBW4	RGBW5
Lumens (per ft.)	3000K	216.80	309.20	390.93
Wattage (per ft.)		5.0	7.7	10.2

Tunable White

Output (lm/ft)		L2	L5
Lumens (per ft.)	40-18K & 30-18K	213.90	370.80
Wattage (per ft.)		3.4	6.0

Velino.0 Slat Linear Optics

5/8" - Slat Walls & Ceilings with Wire Raceway - Linear Optics

Specification Submittal



LDD - Downlight Output

LDD = Polycarbonate Drop Diffuser - Surround

White Light

L-Level		L1	L2	L3	L4	L6	L8	L10	L12	L15
Lumens (per ft.)	2200K	50.00	105.50	151.50	224.61	352.95	415.50	509.95	629.22	752.65
	2400K	50.96	106.52	165.06	225.52	335.13	414.64	507.76	643.20	774.53
	2700K	56.03	127.27	196.86	264.26	398.42	484.55	588.56	636.96	889.85
	3000K	58.54	122.15	190.83	262.45	383.10	502.43	631.30	775.39	1031.06
	3500K	62.12	127.59	199.58	278.94	410.96	486.36	563.16	738.73	887.77
	4000K	63.77	132.45	201.34	277.60	416.99	513.42	651.37	797.53	979.40
	5000K	63.82	134.32	201.72	280.86	417.68	525.37	636.96	799.61	975.88
Wattage (per ft.)		1.0	2.0	3.1	4.3	6.6	7.6	9.6	12	15.2

RGBW+

Output (lm/ft)		RGBW3	RGBW4	RGBW5
Lumens (per ft.)	3000K	148.40	211.65	267.60
Wattage (per ft.)		5.0	7.7	10.2

Tunable

Output (lm/ft)		L2	L5
Lumens (per ft.)	40-18K & 30-18K	156.04	270.5
Wattage (per ft.)		3.4	6.0

Velino.0 Slat Linear Optics

5/8" - Slat Walls & Ceilings with Wire Raceway - Linear Optics

Specification Submittal



LAF - Downlight Output

LAF = Linear Optic Asymmetric - Flush

White Light

L-Level		L1	L2	L3	L4	L6	L8	L10	L12	L15
Lumens (per ft.)	2200K	83.58	176.34	253.23	375.42	589.94	694.47	852.35	1051.70	1258.01
	2400K	85.18	178.03	275.88	376.94	560.15	693.05	848.69	1075.07	1294.58
	2700K	93.65	212.73	329.04	441.69	665.93	809.89	983.73	1064.63	1487.33
	3000K	97.85	204.17	318.96	438.66	640.33	839.77	1055.18	1296.01	1723.34
	3500K	103.82	213.27	333.59	466.22	686.89	812.93	941.28	1234.73	1483.85
	4000K	106.59	221.38	336.53	463.99	696.97	858.15	1088.72	1333.02	1637.00
	5000K	106.68	224.50	337.16	469.43	698.13	878.13	1064.63	1336.50	1631.11
Wattage (per ft.)		1.0	2.0	3.1	4.3	6.6	7.6	9.6	12	15.2

RGBW

Output (lm/ft)		RGBW
Lumens (per ft.)	3000K	196.5
Wattage (per ft.)		4.9

RGBTW

Output (lm/ft)		RGBTW
Lumens (per ft.)	27-65K	293.6
Wattage (per ft.)		5.5

Tunable White

Output (lm/ft)		L2	L5
Lumens (per ft.)	40-18K & 30-18K	257.39	446.2
Wattage (per ft.)		3.4	6

Velino.0 Slat Linear Optics

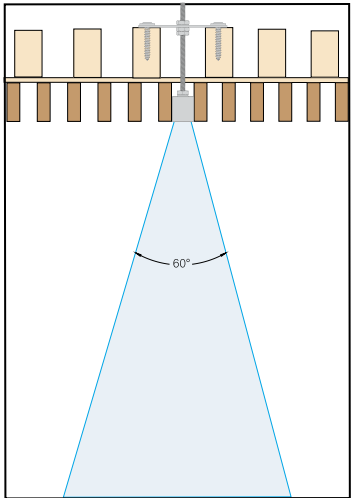
5/8" - Slat Walls & Ceilings with Wire Raceway - Linear Optics

Specification Submittal

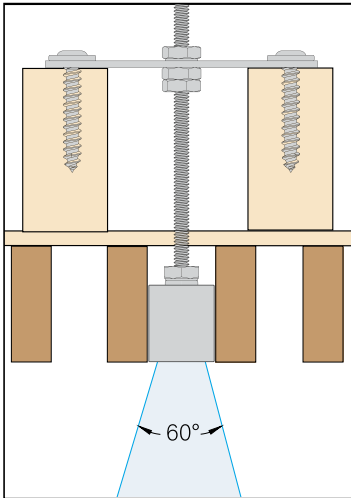
◆ Photometry

LIGHT DISTRIBUTION

Velino.0 5/8" Slat Ceilings - Linear Optics

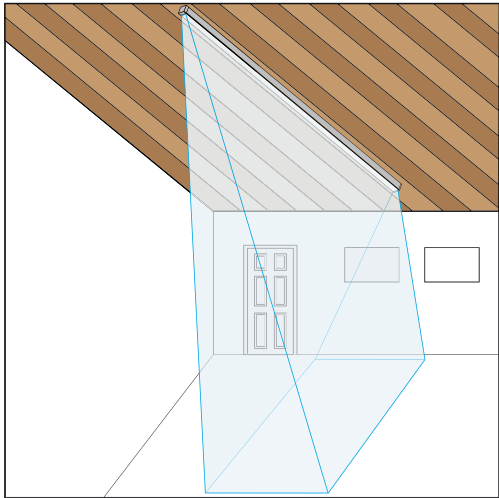


Side view



LIGHT DISTRIBUTION

Velino.0 5/8" Slat Ceilings - Linear Optics



Light spread representation

Velino.0 Slat Linear Optics

5/8" - Slat Walls & Ceilings with Wire Raceway - Linear Optics

Specification Submittal

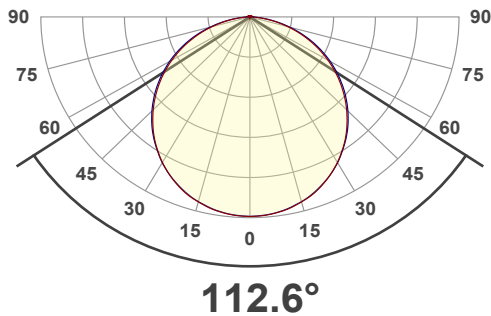
◆ Photometry

LDF = Polycarbonate Diffuser (Lambertian), L1 - 3500K

LUMEN SUMMARY


Zone	Lumens	% Fixture
75° - 90°	3.65 lm	4.77%
60° - 75°	12.7 lm	16.60%
45° - 60°	19.1 lm	24.97%
30° - 45°	20.0 lm	26.14%
15° - 30°	15.0 lm	19.61%
0° - 15°	5.57 lm	7.28%

ANGULAR DISTRIBUTION



COLOR VECTOR GRAPHIC

Hue Bin	R_f	Graphic shifts (%)	
		Chroma	Hue
1	95	2%	0%
2	95	2%	-2%
3	94	1%	-2%
4	93	-3%	-3%
5	93	-6%	0%
6	96	0%	2%
7	93	-1%	4%
8	96	2%	1%
9	93	2%	5%
10	92	2%	5%
11	91	4%	4%
12	92	5%	0%
13	96	1%	-3%
14	94	4%	-2%
15	92	2%	0%
16	90	3%	-3%



□ Reference ■ Test

Velino.0 Slat Linear Optics

5/8" - Slat Walls & Ceilings with Wire Raceway - Linear Optics

Specification Submittal

◆ Photometry

LDF = Polycarbonate Diffuser (Lambertian) - Flush, L1 - 3500K

UGR

Light Planning – UGR table

Uncorrected, comprehensive UGR table according to 117-1995

Reflectances						
	ρ Ceiling	70	70	50	50	30
	ρ Walls	50	30	50	30	30
	ρ Floor	20	20	20	20	20
Room size		Viewed Crosswise				
H = mounting height above eye level		(Viewing direction orthogonal to lamp length axis)				
X	Y					
2H	2H	13.5	14.7	13.8	15.1	15.3
	3H	14.6	15.9	15.0	16.1	16.4
	4H	15.0	16.2	15.4	16.5	16.8
	6H	15.3	16.3	15.6	16.6	17.0
	8H	15.3	16.3	15.6	16.6	17.1
	12H	15.3	16.3	15.7	16.6	17.1
4H	2H	14.1	15.3	14.5	15.6	15.9
	3H	15.5	16.5	15.8	16.8	17.3
	4H	15.9	16.8	16.3	17.2	17.8
	6H	16.2	17.0	16.7	17.4	17.8
	8H	16.2	17.0	16.7	17.4	17.8
	12H	16.2	16.9	16.7	17.3	17.8
8H	4H	16.1	16.9	16.6	17.3	17.7
	6H	16.5	17.1	17.0	17.6	18.1
	8H	16.6	17.2	17.1	17.7	18.3
	12H	16.7	17.1	17.3	17.6	18.2
12H	4H	16.1	16.8	16.6	17.2	17.7
	6H	16.6	17.1	17.1	17.6	18.3
	8H	16.7	17.1	17.3	17.6	18.3
Variations with the observer position for the luminaire spacings, S:						
S = 1.0H		0.1 / -0.2				
S = 1.5H		0.3 / -0.5				
S = 2.0H		0.7 / -0.9				

Velino.0 Slat Linear Optics

5/8" - Slat Walls & Ceilings with Wire Raceway - Linear Optics

Specification Submittal

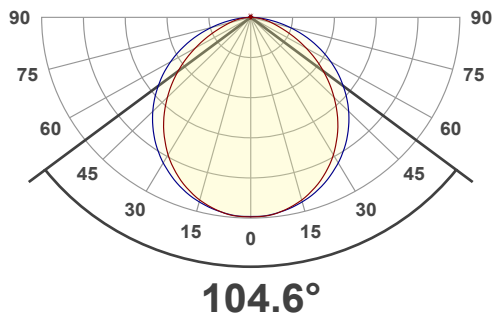
◆ Photometry

LDR = Polycarbonate Diffuser (Lambertian) - Recessed, L2 - 3500K

LUMEN SUMMARY


Zone	Lumens	% Fixture
75° - 90°	4.40 lm	3.33%
60° - 75°	18.6 lm	14.09%
45° - 60°	32.6 lm	24.70%
30° - 45°	36.6 lm	27.73%
15° - 30°	28.5 lm	21.59%
0° - 15°	10.7 lm	8.11%

ANGULAR DISTRIBUTION



COLOR VECTOR GRAPHIC

Hue Bin	R_f	Graphic shifts (%)	
		Chroma	Hue
1	95	1%	0%
2	96	2%	-2%
3	95	1%	-1%
4	95	-2%	-2%
5	94	-4%	0%
6	96	1%	2%
7	93	0%	3%
8	96	2%	1%
9	94	2%	4%
10	93	2%	4%
11	91	3%	5%
12	92	5%	0%
13	96	1%	-2%
14	94	5%	-2%
15	92	2%	-1%
16	91	3%	-4%



□ Reference ■ Test

Velino.0 Slat Linear Optics

5/8" - Slat Walls & Ceilings with Wire Raceway - Linear Optics

Specification Submittal

✦ Photometry

LDR = Polycarbonate Diffuser (Lambertian) - Recessed, L2 - 3500K

UGR

Light Planning – UGR table

Uncorrected, comprehensive UGR table according to 117-1995

Reflectances		70	70	50	50	30
	ρ Ceiling	70	70	50	50	30
	ρ Walls	50	30	50	30	30
	ρ Floor	20	20	20	20	20
Room size		Viewed Crosswise				
H = mounting height above eye level		(Viewing direction orthogonal to lamp length axis)				
X	Y					
2H	2H	14.7	15.9	14.9	16.2	16.4
	3H	15.3	16.5	15.7	16.8	17.0
	4H	15.4	16.6	15.9	16.9	17.1
	6H	15.6	16.6	15.9	16.9	17.3
	8H	15.6	16.6	16.0	16.9	17.3
	12H	15.6	16.5	16.0	16.9	17.3
4H	2H	15.3	16.4	15.7	16.7	17.0
	3H	16.1	17.0	16.4	17.4	17.8
	4H	16.2	17.1	16.7	17.5	18.1
	6H	16.4	17.2	16.9	17.6	17.9
	8H	16.4	17.2	16.9	17.5	17.9
	12H	16.4	17.0	16.9	17.4	17.9
8H	4H	16.4	17.1	16.9	17.5	17.9
	6H	16.6	17.2	17.1	17.6	18.2
	8H	16.7	17.2	17.2	17.7	18.3
	12H	16.7	17.1	17.3	17.6	18.2
12H	4H	16.4	17.0	16.9	17.4	17.9
	6H	16.6	17.1	17.2	17.7	18.3
	8H	16.7	17.1	17.3	17.6	18.2
Variations with the observer position for the luminaire spacings, S:						
S = 1.0H		0.2 / -0.4				
S = 1.5H		0.5 / -1.0				
S = 2.0H		1.2 / -2.0				

Velino.0 Slat Linear Optics

5/8" - Slat Walls & Ceilings with Wire Raceway - Linear Optics

Specification Submittal

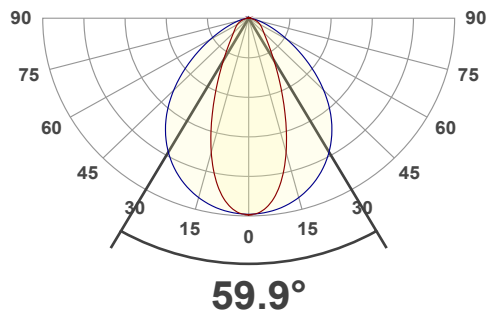
◆ Photometry

LMF = Linear Optic Medium - (40 degree + 85 degree wide beam) - Flush, L6 - 3500K

LUMEN SUMMARY


Zone	Lumens	% Fixture
75° - 90°	13.3 lm	1.93%
60° - 75°	54.9 lm	7.98%
45° - 60°	115 lm	16.72%
30° - 45°	182 lm	26.45%
15° - 30°	213 lm	30.96%
0° - 15°	106 lm	15.41%

ANGULAR DISTRIBUTION



COLOR VECTOR GRAPHIC

Hue Bin	R _i	Graphic shifts (%)	
		Chroma	Hue
1	96	1%	0%
2	97	1%	-1%
3	96	0%	-1%
4	95	-2%	-2%
5	93	-5%	0%
6	96	1%	2%
7	94	-1%	3%
8	96	1%	2%
9	95	1%	4%
10	92	1%	5%
11	90	3%	5%
12	92	5%	1%
13	96	1%	-2%
14	93	4%	-2%
15	92	2%	-1%
16	91	3%	-4%



Reference Test

Velino.0 Slat Linear Optics

5/8" - Slat Walls & Ceilings with Wire Raceway - Linear Optics

Specification Submittal

◆ Photometry

LMF = Linear Optic Medium - (40 degree + 85 degree wide beam) - Flush, L6 - 3500K

UGR

Light Planning – UGR table

Uncorrected, comprehensive UGR table according to 117-1995

Reflectances						
	ρ Ceiling	70	70	50	50	30
	ρ Walls	50	30	50	30	30
	ρ Floor	20	20	20	20	20
Room size		Viewed Crosswise				
H = mounting height above eye level		(Viewing direction orthogonal to lamp length axis)				
X	Y					
2H	2H	15.0	15.9	15.2	16.2	16.4
	3H	15.6	16.7	16.0	16.9	17.1
	4H	15.9	16.9	16.3	17.2	17.4
	6H	16.1	17.0	16.4	17.3	17.6
	8H	16.1	17.0	16.5	17.3	17.7
	12H	16.1	16.9	16.5	17.2	17.7
4H	2H	15.8	16.8	16.3	17.1	17.3
	3H	16.7	17.5	17.1	17.9	18.3
	4H	17.0	17.7	17.4	18.1	18.7
	6H	17.1	17.9	17.7	18.2	18.6
	8H	17.2	17.8	17.7	18.2	18.6
	12H	17.2	17.7	17.7	18.1	18.6
8H	4H	17.2	17.9	17.8	18.3	18.7
	6H	17.5	18.0	18.0	18.5	19.0
	8H	17.6	18.0	18.1	18.5	19.2
	12H	17.6	17.9	18.2	18.4	19.1
12H	4H	17.2	17.8	17.8	18.2	18.7
	6H	17.6	18.0	18.1	18.5	19.1
	8H	17.6	18.0	18.2	18.5	19.1
Variations with the observer position for the luminaire spacings, S:						
S = 1.0H		0.6 / -0.6				
S = 1.5H		1.1 / -1.1				
S = 2.0H		1.6 / -1.7				

Velino.0 Slat Linear Optics

5/8" - Slat Walls & Ceilings with Wire Raceway - Linear Optics

Specification Submittal

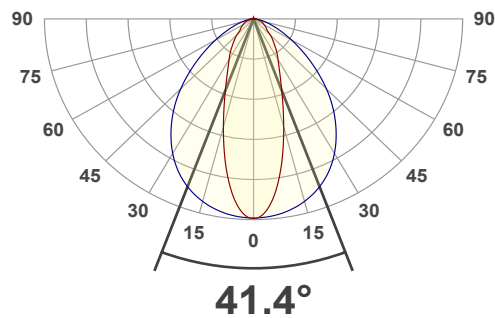
◆ Photometry

LMR = Linear Optic Medium - (40 degree + 85 degree wide beam) - Recessed, L6 - 3500K

LUMEN SUMMARY


Zone	Lumens	% Fixture
75° - 90°	11.8 lm	2.10%
60° - 75°	49.3 lm	8.77%
45° - 60°	99.6 lm	17.72%
30° - 45°	148 lm	26.33%
15° - 30°	165 lm	29.36%
0° - 15°	85.7 lm	15.25%

ANGULAR DISTRIBUTION



COLOR VECTOR GRAPHIC

Hue Bin	R _t	Graphic shifts (%)	
		Chroma	Hue
1	96	1%	0%
2	97	1%	-1%
3	96	1%	-1%
4	95	-2%	-2%
5	93	-5%	0%
6	96	1%	2%
7	94	-1%	3%
8	97	1%	1%
9	94	1%	4%
10	92	1%	5%
11	90	3%	5%
12	92	5%	0%
13	96	1%	-3%
14	93	4%	-2%
15	92	2%	-1%
16	91	3%	-4%



□ Reference ■ Test

Velino.0 Slat Linear Optics

5/8" - Slat Walls & Ceilings with Wire Raceway - Linear Optics

Specification Submittal

◆ Photometry

LMR = Linear Optic Medium - (40 degree + 85 degree wide beam) - Recessed, L6 - 3500K

UGR

Light Planning – UGR table

Uncorrected, comprehensive UGR table according to 117-1995

Reflectances		70	70	50	50	30
	ρ Ceiling	70	70	50	50	30
	ρ Walls	50	30	50	30	30
	ρ Floor	20	20	20	20	20
Room size		Viewed Crosswise				
H = mounting height above eye level		(Viewing direction orthogonal to lamp length axis)				
X	Y					
2H	2H	14.4	15.4	14.6	15.7	15.9
	3H	15.2	16.2	15.6	16.5	16.7
	4H	15.5	16.5	15.9	16.7	17.0
	6H	15.7	16.6	16.1	16.9	17.3
	8H	15.8	16.6	16.1	16.9	17.3
	12H	15.8	16.6	16.1	16.9	17.3
4H	2H	15.2	16.2	15.6	16.4	16.7
	3H	16.1	16.9	16.5	17.3	17.7
	4H	16.4	17.1	16.8	17.6	18.1
	6H	16.7	17.4	17.2	17.7	18.1
	8H	16.7	17.4	17.2	17.7	18.1
	12H	16.7	17.2	17.2	17.7	18.1
8H	4H	16.6	17.3	17.2	17.7	18.0
	6H	17.0	17.4	17.5	17.9	18.5
	8H	17.1	17.5	17.6	18.0	18.6
	12H	17.1	17.4	17.7	18.0	18.6
12H	4H	16.6	17.2	17.1	17.6	18.1
	6H	17.0	17.4	17.5	17.9	18.6
	8H	17.1	17.4	17.7	17.9	18.6
Variations with the observer position for the luminaire spacings, S:						
S = 1.0H		0.6 / -0.6				
S = 1.5H		1.0 / -1.2				
S = 2.0H		1.5 / -1.6				

Velino.0 Slat Linear Optics

5/8" - Slat Walls & Ceilings with Wire Raceway - Linear Optics

Specification Submittal

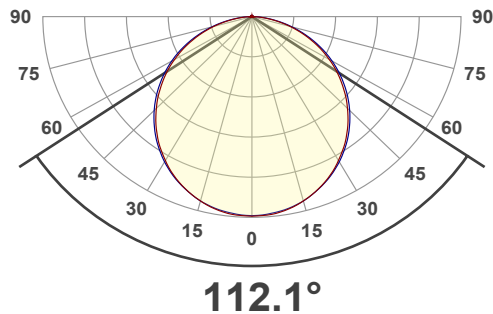
✦ Photometry

LDD = Polycarbonate Drop Diffuser - Surround, L1 - 3500K

LUMEN SUMMARY


Zone	Lumens	% Fixture
75° - 90°	2.93 lm	4.86%
60° - 75°	10.0 lm	16.58%
45° - 60°	15.0 lm	24.88%
30° - 45°	15.7 lm	26.04%
15° - 30°	11.8 lm	19.57%
0° - 15°	4.41 lm	7.31%

ANGULAR DISTRIBUTION 0 - 90°



COLOR VECTOR GRAPHIC

Hue Bin	R_f	Graphic shifts (%)	
		Chroma	Hue
1	95	2%	1%
2	95	2%	-2%
3	94	1%	-2%
4	93	-3%	-3%
5	93	-5%	0%
6	96	0%	2%
7	93	-1%	4%
8	96	2%	1%
9	93	2%	5%
10	92	2%	5%
11	91	4%	4%
12	92	5%	0%
13	96	1%	-3%
14	94	4%	-2%
15	92	2%	0%
16	90	3%	-3%



□ Reference ■ Test

Velino.0 Slat Linear Optics

5/8" - Slat Walls & Ceilings with Wire Raceway - Linear Optics

Specification Submittal

✦ Photometry

LDD = Polycarbonate Drop Diffuser - Surround, L1 - 3500K

UGR

Light Planning – UGR table

Uncorrected, comprehensive UGR table according to 117-1995

Reflectances						
	ρ Ceiling	70	70	50	50	30
	ρ Walls	50	30	50	30	30
	ρ Floor	20	20	20	20	20
Room size		Viewed Crosswise				
H = mounting height above eye level		(Viewing direction orthogonal to lamp length axis)				
X	Y					
2H	2H	12.7	13.9	12.9	14.2	14.4
	3H	13.7	15.0	14.2	15.3	15.5
	4H	14.2	15.4	14.6	15.6	15.9
	6H	14.4	15.5	14.8	15.8	16.2
	8H	14.5	15.5	14.8	15.8	16.2
	12H	14.5	15.5	14.8	15.8	16.3
4H	2H	13.3	14.5	13.7	14.8	15.0
	3H	14.6	15.6	15.0	16.0	16.4
	4H	15.0	16.0	15.5	16.4	16.9
	6H	15.3	16.2	15.9	16.6	17.0
	8H	15.4	16.2	15.9	16.6	17.0
	12H	15.4	16.1	15.9	16.5	17.0
8H	4H	15.3	16.1	15.8	16.5	16.9
	6H	15.7	16.3	16.2	16.8	17.3
	8H	15.8	16.4	16.3	16.9	17.5
	12H	15.9	16.3	16.5	16.8	17.4
12H	4H	15.3	16.0	15.8	16.4	16.9
	6H	15.7	16.3	16.3	16.8	17.5
	8H	15.9	16.3	16.5	16.8	17.5
Variations with the observer position for the luminaire spacings, S:						
S = 1.0H		0.1 / -0.2				
S = 1.5H		0.3 / -0.5				
S = 2.0H		0.6 / -0.9				

Velino.0 Slat Linear Optics

5/8" - Slat Walls & Ceilings with Wire Raceway - Linear Optics

Specification Submittal

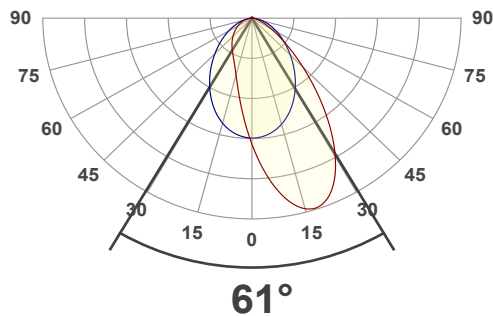
✦ Photometry

LAF = Linear Optic Asymmetric - Flush, L6 - 3500K

LUMEN SUMMARY


Zone	Lumens	% Fixture
75° - 90°	18.2 lm	2.72%
60° - 75°	68.4 lm	10.24%
45° - 60°	141 lm	21.11%
30° - 45°	198 lm	29.64%
15° - 30°	173 lm	25.90%
0° - 15°	64.9 lm	9.72%

ANGULAR DISTRIBUTION



COLOR VECTOR GRAPHIC

Hue Bin	R _r	Graphic shifts (%)	
		Chroma	Hue
1	96	1%	0%
2	97	1%	-1%
3	96	1%	-1%
4	95	-2%	-2%
5	93	-5%	0%
6	96	1%	2%
7	94	-1%	3%
8	97	1%	1%
9	94	1%	4%
10	92	2%	5%
11	90	3%	5%
12	92	5%	0%
13	96	1%	-3%
14	93	4%	-3%
15	92	2%	-1%
16	91	3%	-4%



□ Reference ■ Test